

Name: _____

refrigerator

glass
of
milk

cookie

glass
of
milk

straw

scotch
tape

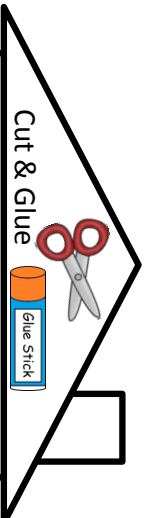

pen

paper
and
crayons

If You Give A Mouse A Cookie



Story Sequencing



Cut out the picture circles and glue them in the correct order of the story. Start gluing at the top of the page onto the circle that is above the star. Continue gluing the story pictures (going clockwise) until the circle story is complete.

story

nap

Mop
and
bucket


broom

scissors


mirror

napkin


If You Give A Mouse A Cookie



pen



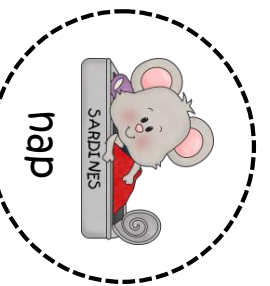
napkin




cookie



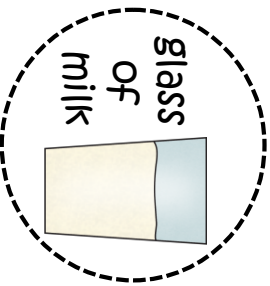
scissors




nap



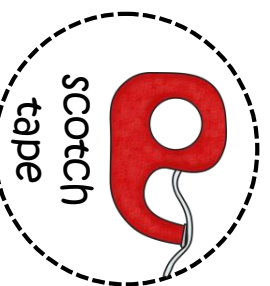
mirror




glass of milk




broom



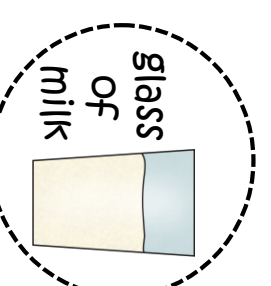
scotch tape



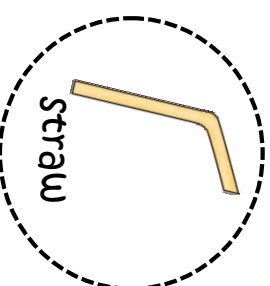
paper and crayons



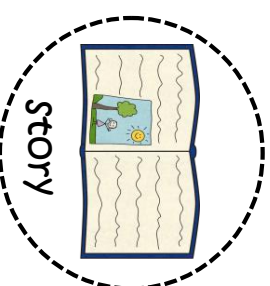
refrigerator




glass of milk



straw




story




mop and bucket


If You Give A Mouse A Cookie



pen



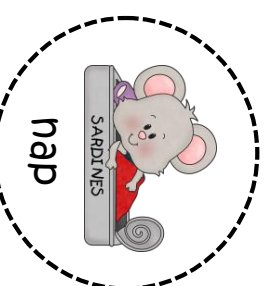
napkin




cookie



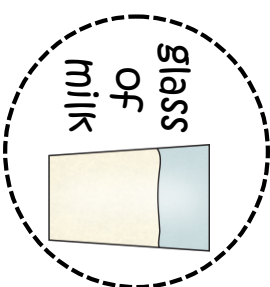
scissors




nap



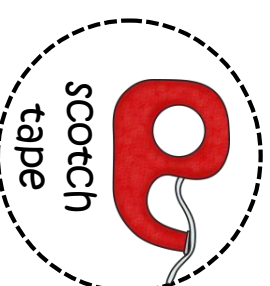
mirror



glass of milk



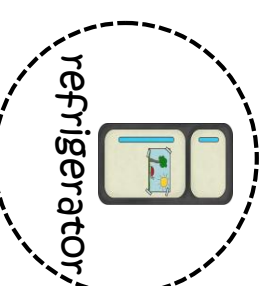
broom



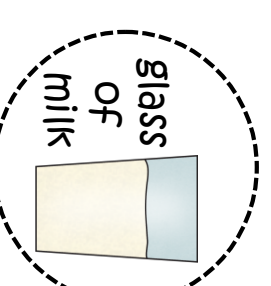
scotch tape



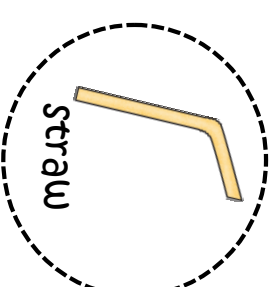
paper and crayons




refrigerator




glass of milk



straw



story



mop and bucket