

If You Give A Mouse A Cookie

Story Sequencing

by Regina Davis



Name: _____

refrigerator

glass of milk

cookie

glass of milk

straw

scotch tape

pen

paper and Crayons

story

nap

Mop and bucket

broom

napkin

mirror

scissors

If You Give A Mouse A Cookie
Story Sequencing

Cut & Glue

Cut out the picture circles and glue them in the correct order of the story. Start gluing at the top of the page onto the circle that is above the star. Continue gluing the story pictures (going clockwise) until the circle story is complete.



Clipart by www.scrappingdoodles.com Blog License: 67042
<http://fairytalesandfictionby2.blogspot.com/> and by Regina Davis

If Give A Mouse A Cookie

Story Sequencing

by Regina Davis



Teaching Suggestions:

Read the story, If You Give A Mouse A Cookie by Laura Numeroff. Have your students sequence the story in whole group by passing out the large circle cards for students to hold. Also, use one of the sequencing sheets and have them sequence the circle page in whole group so that your students can see how the story is a circular, repetitive story. (I like to use my document camera for this.) In small group, have your students cut and paste the small circle pictures to put the story in order on the printable sheets. I gave you the option of having your students match the words as they are sequencing or having your students remember the entire story on their own. I also gave you the option of printing in color or in black and white.

--Happy Teaching!

Regina Davis

Common Core State Standards:

K.RL.2 Retell the beginning, middle, and end of a story by using key details

K.RL.3 Name major events in a story

K.RIT.7 Tell how pictures and words are related in a book

K.RFS.1a Read words from left to right, and top to bottom


Name: _____

cookie



If You Give A Mouse A Cookie
Story Sequencing

A house-shaped box with a roofline. On the roof, there is an icon of a pair of scissors and a glue stick. The text inside the box provides instructions for the story sequencing activity.

Cut & Glue 

Cut out the picture circles and glue them in the correct order of the story. Start gluing at the top of the page onto the circle that is above the star. Continue gluing the story pictures (going clockwise) until the circle story is complete.

Name: _____

refrigerator

glass of milk

cookie

glass of milk

straw

If You Give A Mouse A Cookie
Story Sequencing



Cut out the picture circles and glue them in the correct order of the story. Start gluing at the top of the page onto the circle that is above the star. Continue gluing the story pictures (going clockwise) until the circle story is complete.

napkin

mirror

scissors

broom

Mop and bucket

nap

story

paper and crayons

pen

scotch tape

If You Give A Mouse A Cookie



pen



napkin



cookie




scissors



nap



mirror



glass
of
milk




broom




scotch
tape



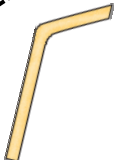
paper
and
Crayons



refrigerator




glass
of
milk



straw



story



Mop
and
bucket

If You Give A Mouse A Cookie



pen



napkin



cookie



scissors



nap



mirror




glass
of
milk




broom



scotch
tape



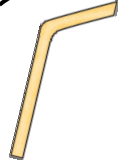
paper
and
Crayons



refrigerator



glass
of
milk



straw

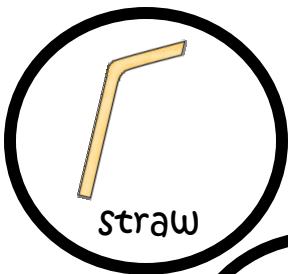





story






Mop
and
bucket

Name: _____







If You Give A Mouse A Cookie
Story Sequencing



Cut & Glue  

Cut out the picture circles and glue them in the correct order of the story. Start gluing at the top of the page onto the circle that is above the star. Continue gluing the story pictures (going clockwise) until the circle story is complete.





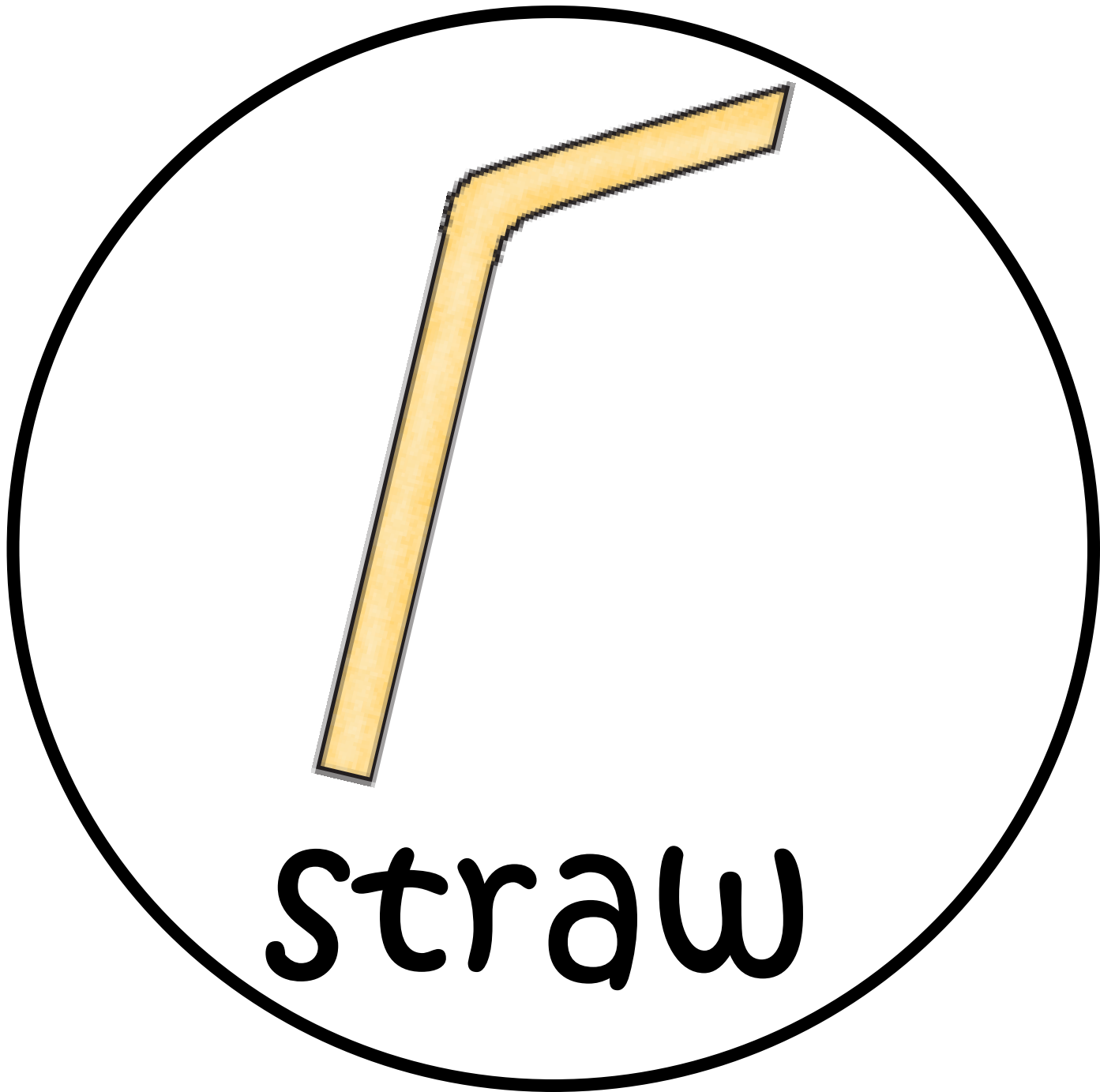
mouse



cookie

glass
of
milk







napkin



mirror




scissors



broom

mop
and
bucket




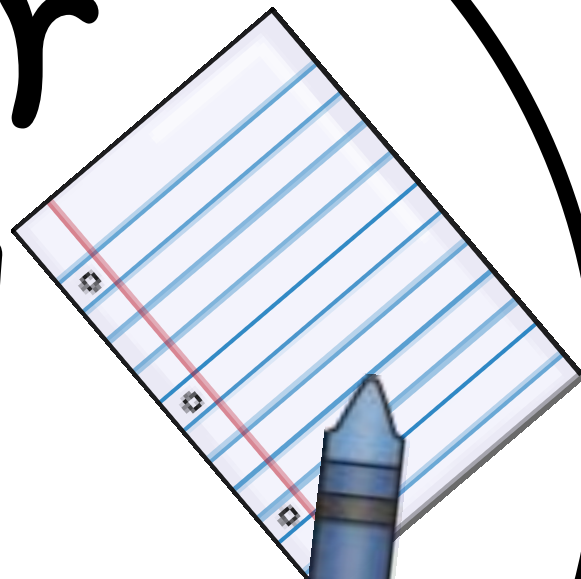



nap



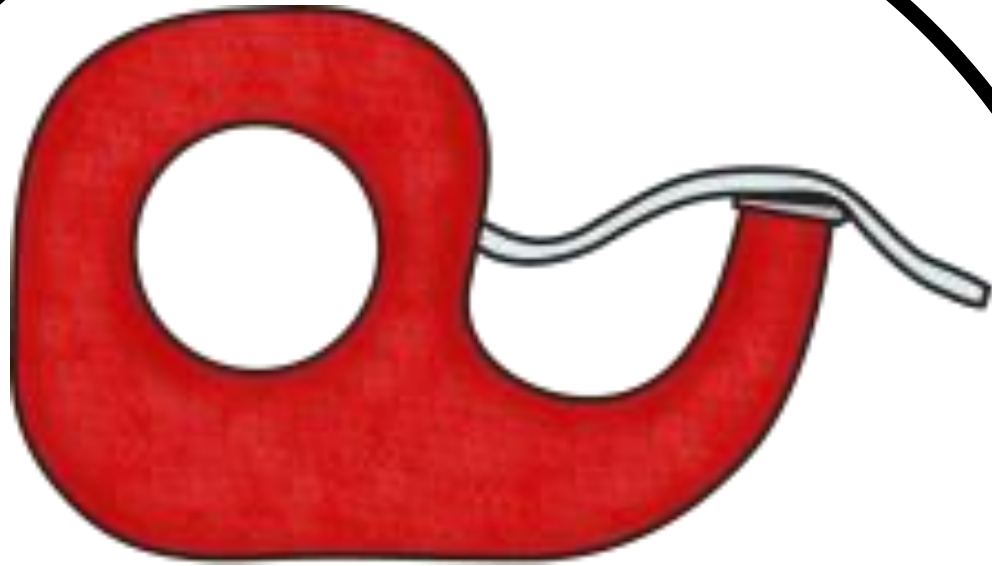
story

paper
and
Crayons





pen



scotch

tape



refrigerator


glass
of
milk




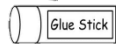


cookie

Name: _____



If You Give A Mouse A Cookie
Story Sequencing

Cut & Glue  

Cut out the picture circles and glue them in the correct order of the story. Start gluing at the top of the page onto the circle that is above the star. Continue gluing the story pictures (going clockwise) until the circle story is complete.

Name: _____

refrigerator

glass of milk

cookie

glass of milk

straw



If You Give A Mouse A Cookie
Story Sequencing



scotch tape

napkin



Cut & Glue  

Cut out the picture circles and glue them in the correct order of the story. Start gluing at the top of the page onto the circle that is above the star. Continue gluing the story pictures (going clockwise) until the circle story is complete.

pen

mirror

paper and Crayons

scissors



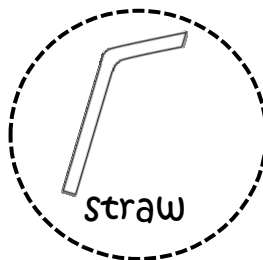

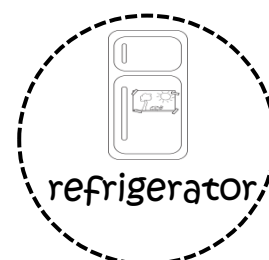





story

nap



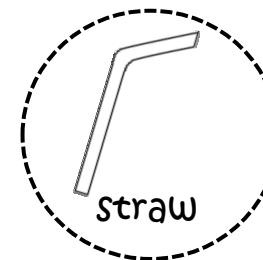

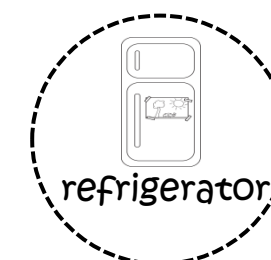

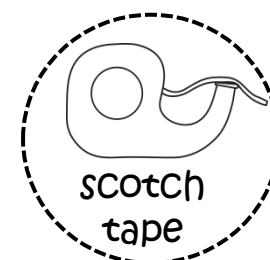




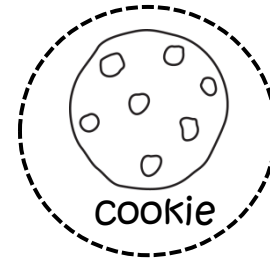
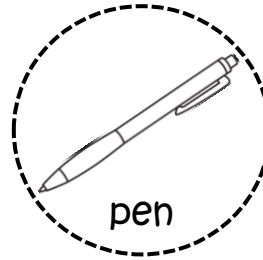
Mop and bucket

broom

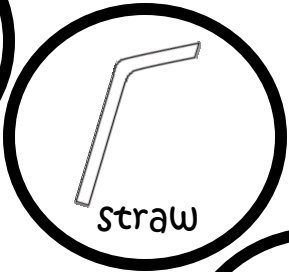



If You Give A Mouse A Cookie




If You Give A Mouse A Cookie





Name: _____





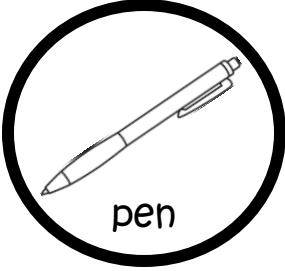



If You Give A Mouse A Cookie
Story Sequencing




Cut & Glue  

Cut out the picture circles and glue them in the correct order of the story. Start gluing at the top of the page onto the circle that is above the star. Continue gluing the story pictures (going clockwise) until the circle story is complete.






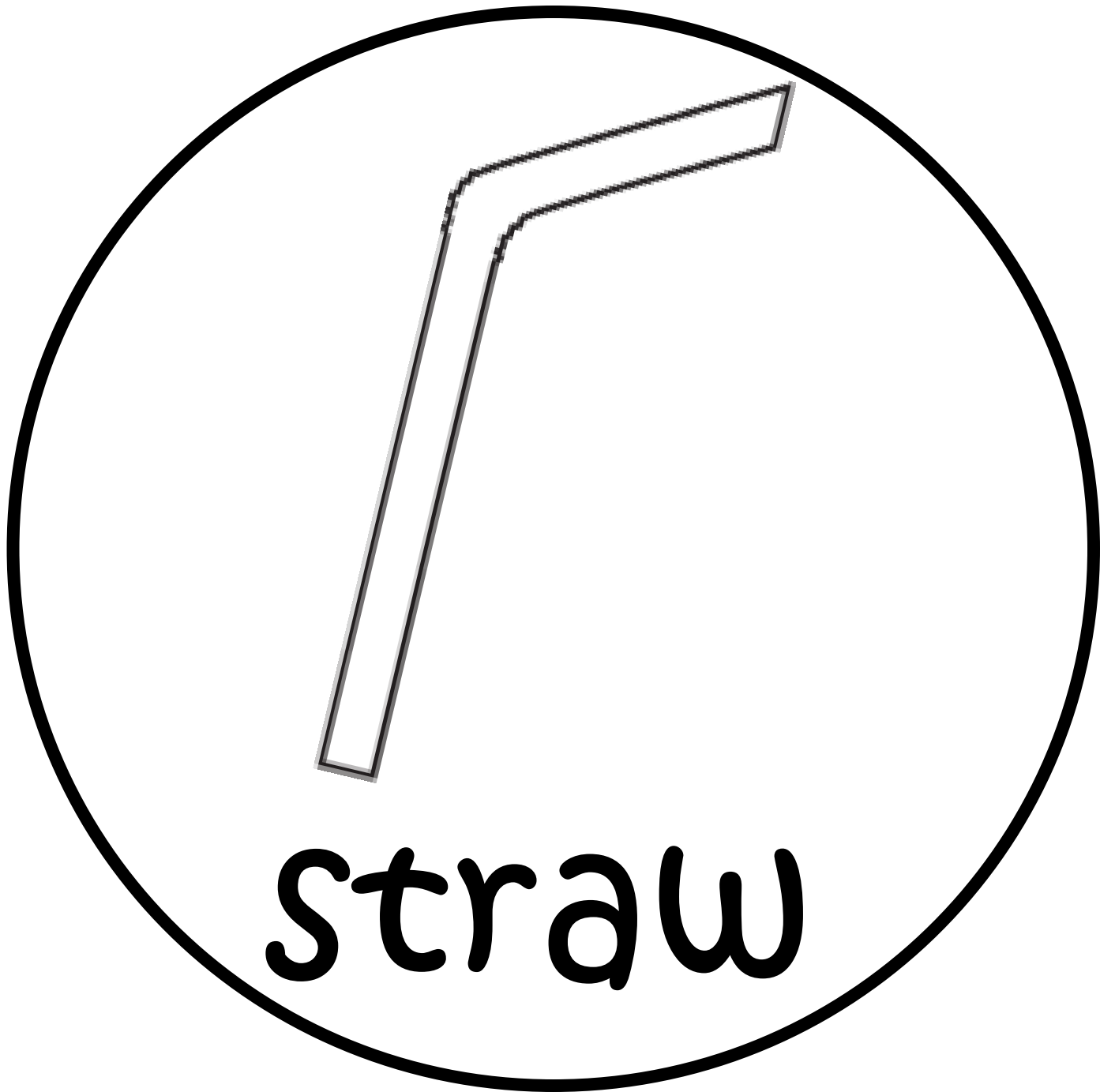
mouse




cookie


glass
of
milk



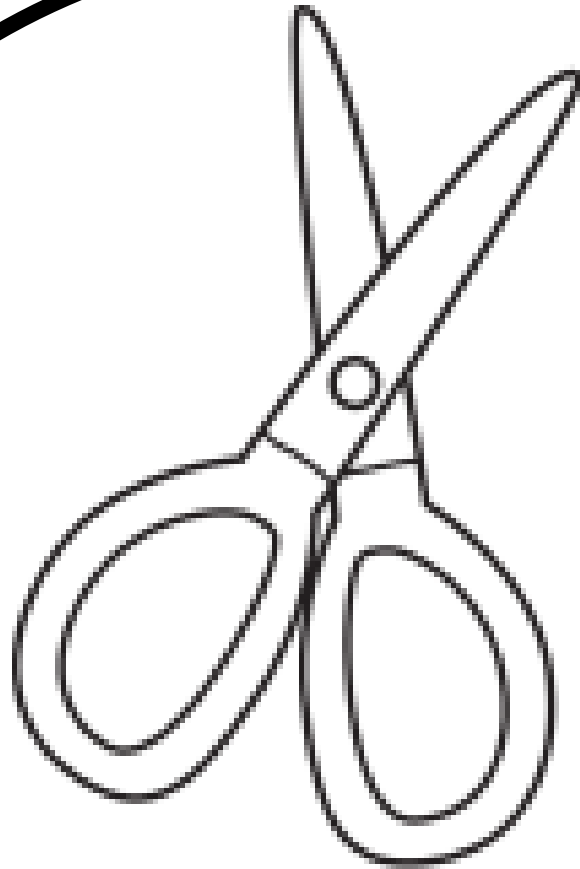




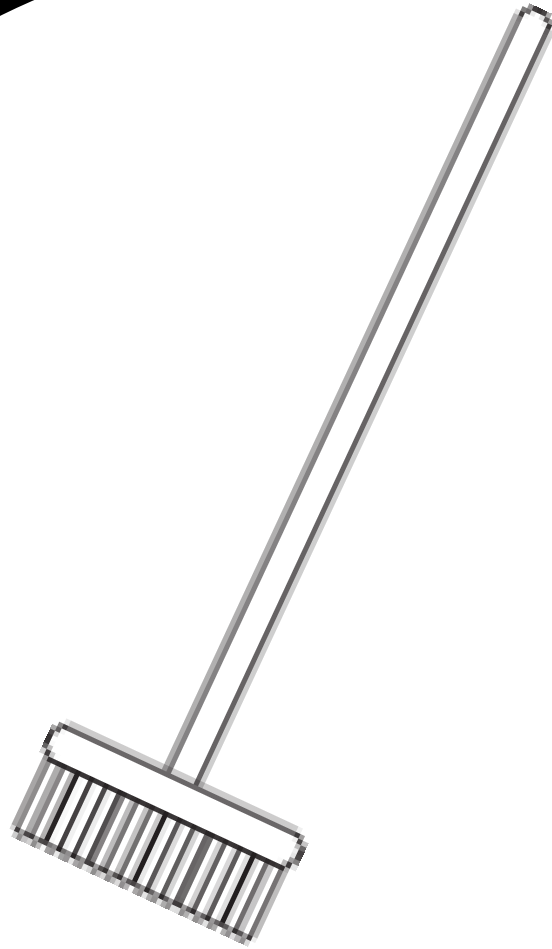
napkin



mirror



scissors



broom


mop
and
bucket





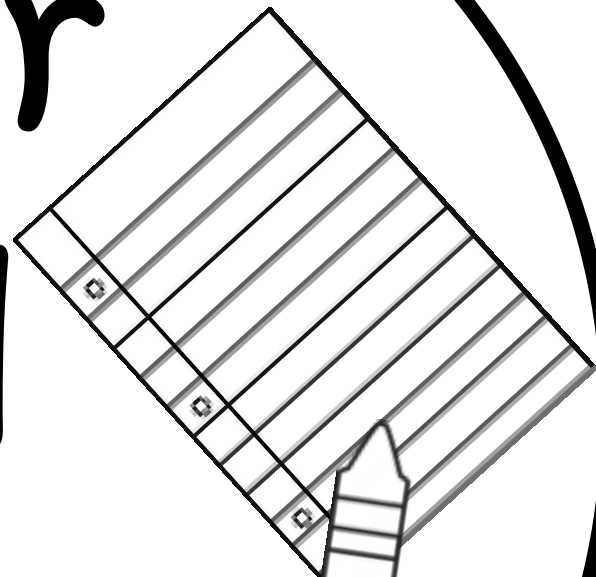
SARDINES


nap



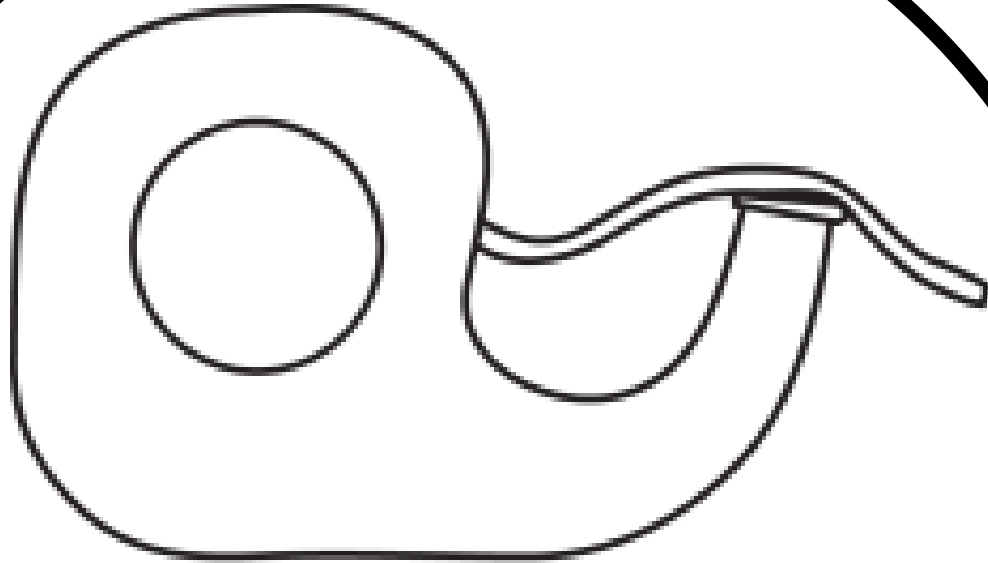
story

paper
and
Crayons



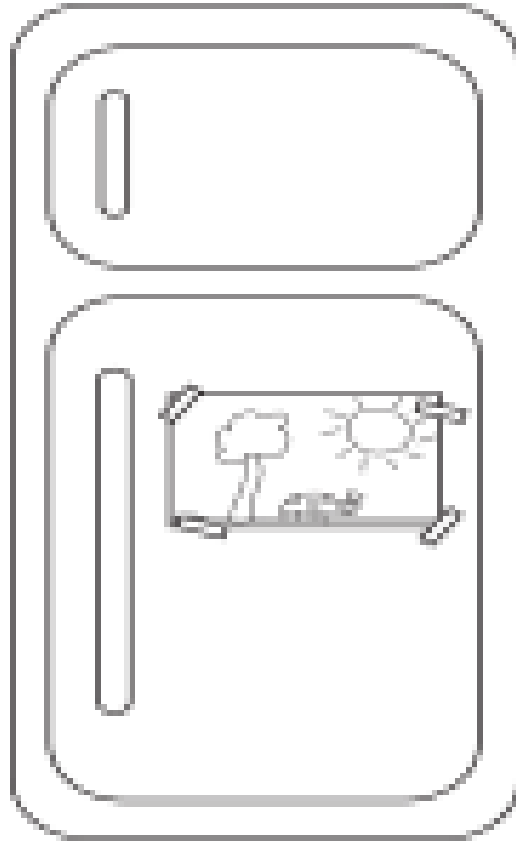


pen




scotch


tape



refrigerator

glass
of
milk





cookie